

Scaled data based on original data using  
LM-79-08 Approved Method: Electrical and Photometric Measurements of Solid-  
State Lighting Products

Test Report Prepared for  
Cooper Lighting Solutions  
(formerly Eaton)

Brand: McGRAW-EDISON

Report Number: P144959

Luminaire Tested: **CNC-E01-LED-E1-GL2-7030**

Issue Date: 3/3/2020

**Test Information**

Test Method: LM-79-08  
Report Number: P144959  
REPORT IS SCALED FROM IESNA LM-79-08 TEST DATA (P33701)  
Test Lab: INNOVATION CENTER-P3  
Issue Date: 3/3/2020  
Manufacturer: COOPER LIGHTING SOLUTIONS (FORMERLY EATON)  
Product Line: MCGRAW-EDISON  
Catalog Number: CNC-E01-LED-E1-GL2-7030  
Description: CONCISE LED LUMINAIRE  
(1) LIGHTBARS WITH AccuLED OPTICS - TYPE 2 W/ GLARE CONTROL  
Light Source: (21) 3000K CCT, 70 CRI LEDs  
Ballast/Driver: -

**Summary**

Lumens per Lamp: N/A  
Luminaire Lumens: 2674.3 lumens  
Efficiency: N/A  
Efficacy: 108.3 lumens/watt  
Luminous Opening: Rectangular (W 0.17' x L: 1' x H: 0')  
IES Classification: Type II - Short - Non-Cutoff  
BUG Rating: B1 - U0 - G1

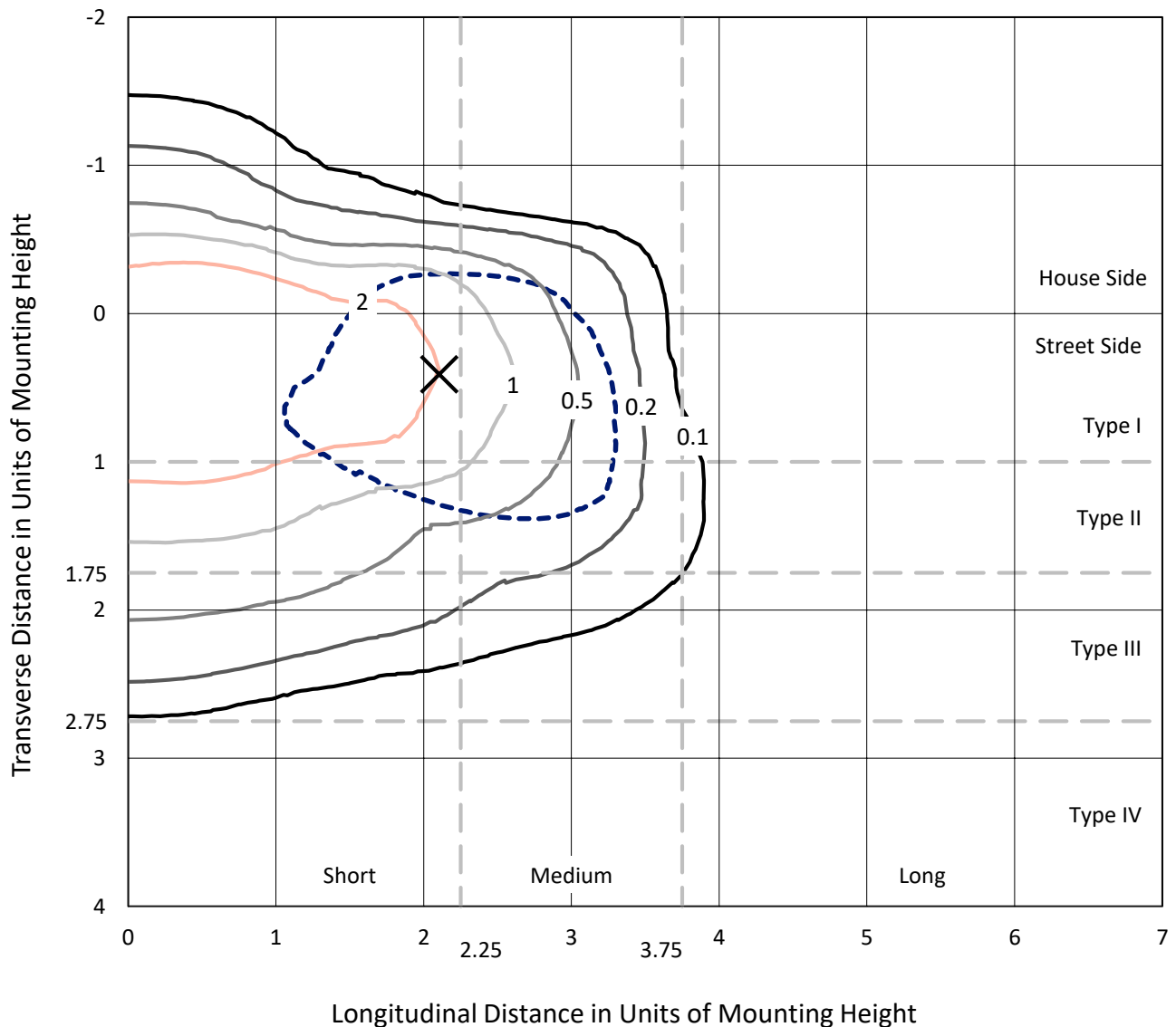
Input Watts (W): 24.7  
Input Voltage (V): NR  
Input Current (Ain): NR  
Voltage Rise (V): NR  
Power Factor: NR  
Total Harmonic Distortion (THDi): NR  
Frequency (hertz): 60  
Stabilization Time: NR  
Operation Time: NR  
Ambient Temperature (°C): NR  
Test Distance: 25 FT



REPORT NUMBER: P144959  
 CATALOG NUMBER: CNC-E01-LED-E1-GL2-7030

### Iso-Footcandle Lines of Horizontal Illumination

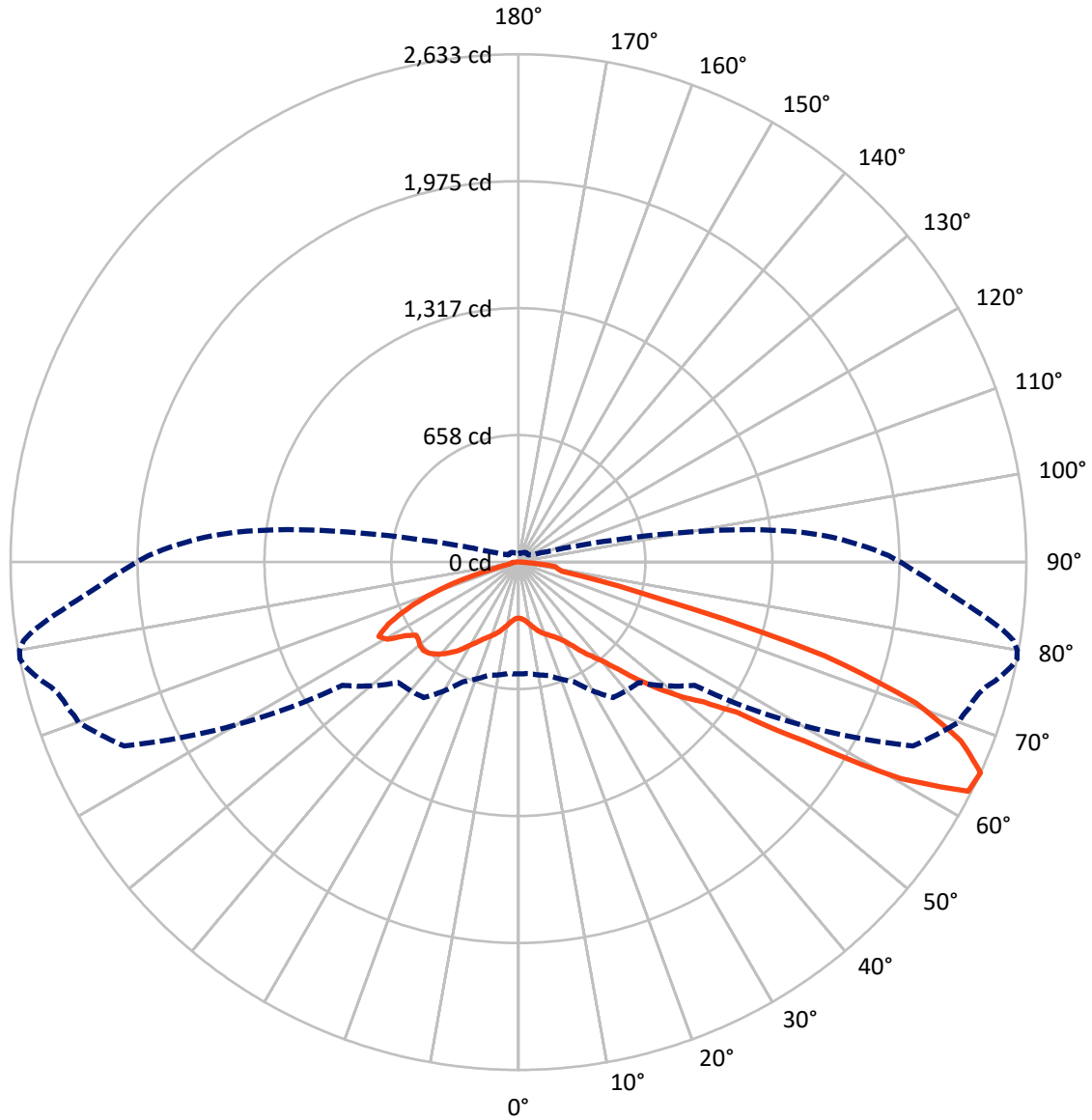
✕ Max cd  
 - - - 1/2 Max cd



Based on 10 foot mounting height. Maximum calculated value = 3.7 fc  
 Type II - Short - Non-Cutoff

REPORT NUMBER: P144959  
CATALOG NUMBER: CNC-E01-LED-E1-GL2-7030

### Luminous Intensity Polar Plot



— Vertical Plane Through 79-Deg Lateral    - - - Horizontal Cone Through 65-Deg Vertical

REPORT NUMBER: P144959

CATALOG NUMBER: CNC-E01-LED-E1-GL2-7030

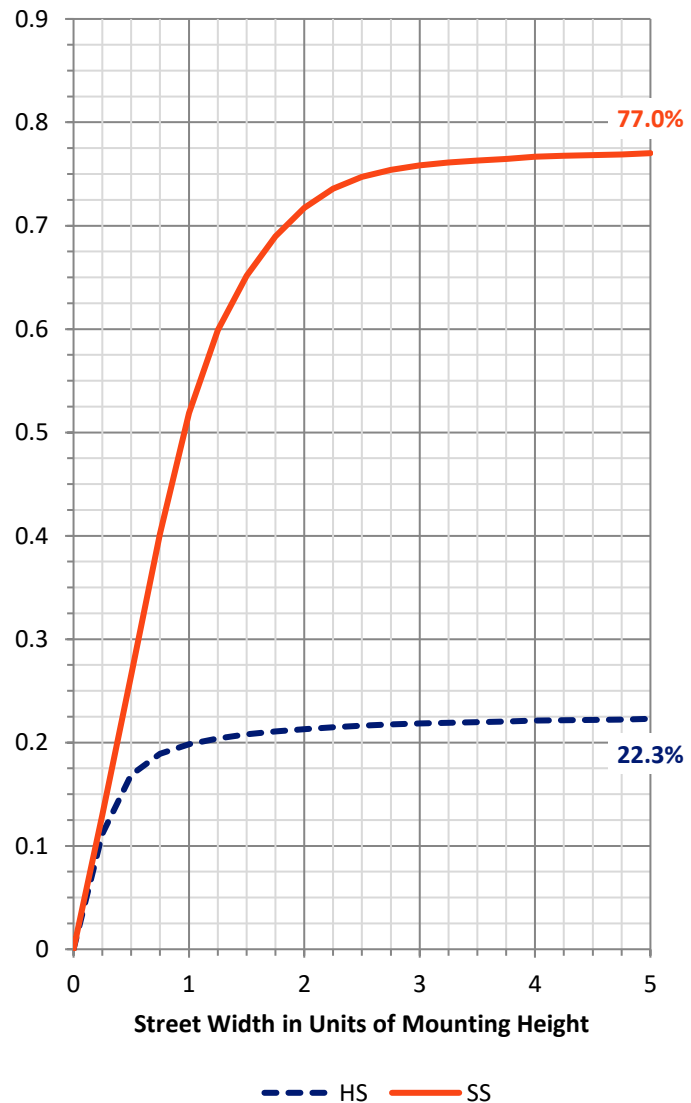
**FLUX DISTRIBUTION:**

		Downward	Upward	Total
<b>House Side</b>	Lumens	607.0	0.0	607.0
	% Fixture	22.7	0.0	22.7
<b>Street Side</b>	Lumens	2067.2	0.0	2067.2
	% Fixture	77.3	0.0	77.3
<b>Total</b>	Lumens	2674.3	0.0	2674.3
	% Fixture	100.0	0.0	100.0

**Coefficient of Utilization**

**ZONAL LUMENS:**

Zone	Lumens	% Fixture
0°-10°	28.9	1.1
10°-20°	93.9	3.5
20°-30°	161.9	6.1
30°-40°	264.0	9.9
40°-50°	440.7	16.5
50°-60°	596.0	22.3
60°-70°	740.4	27.7
70°-80°	296.5	11.1
80°-90°	52.1	1.9
90°-100°	0.0	0.0
100°-110°	0.0	0.0
110°-120°	0.0	0.0
120°-130°	0.0	0.0
130°-140°	0.0	0.0
140°-150°	0.0	0.0
150°-160°	0.0	0.0
160°-170°	0.0	0.0
170°-180°	0.0	0.0
0°-90°	2674.3	100.0
0°-180°	2674.3	100.0



REPORT NUMBER: P144959

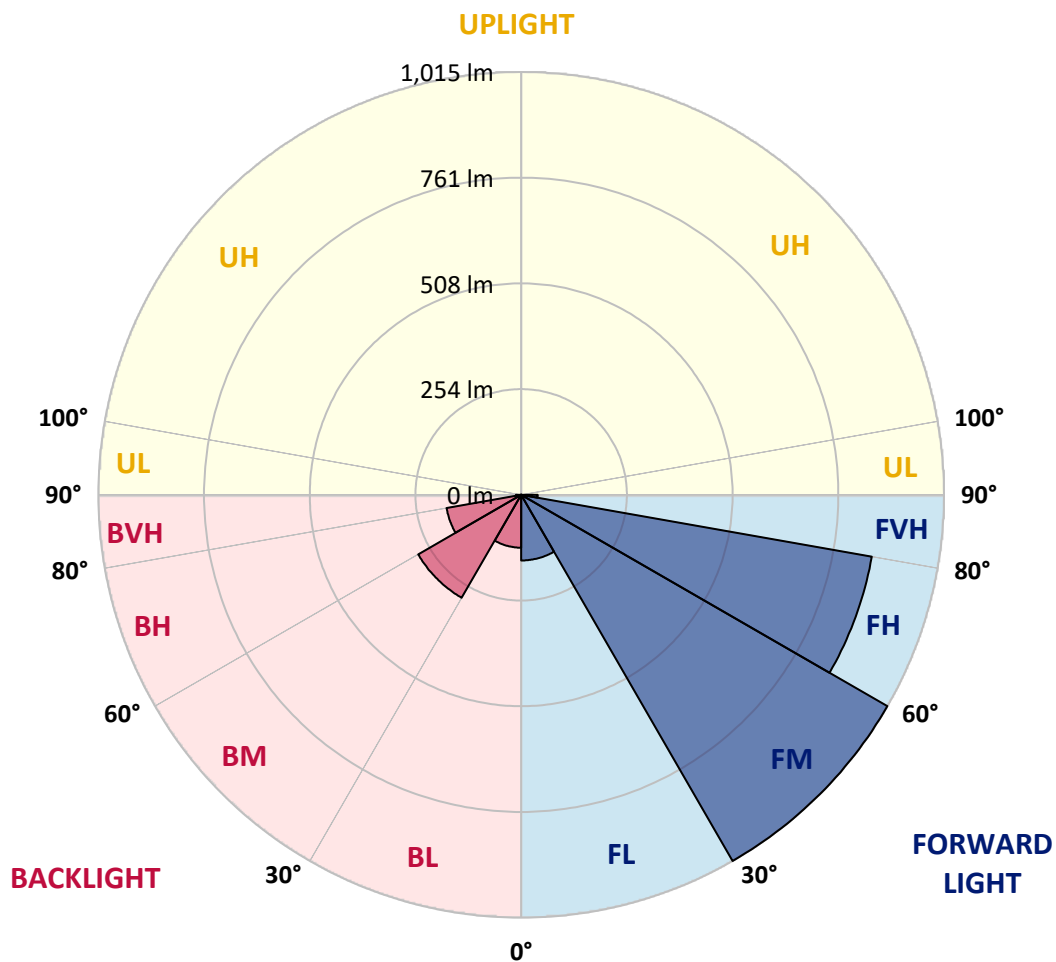
CATALOG NUMBER: CNC-E01-LED-E1-GL2-7030

**LUMINAIRE CLASSIFICATION SYSTEM LUMEN TABLE AND BUG RATING:**

Zone	Lumens	% Fixture	Zone Rating/Lumen Limit		
			B	U	G
FL (0°-30°)	157.7	5.9			
FM (30°-60°)	1015.2	38.0			
FH (60°-80°)	854.8	32.0			G1/1800
FVH (80°-90°)	39.5	1.5			G1/100
BL (0°-30°)	127.0	4.7	B1/500		
BM (30°-60°)	285.5	10.7	B1/1000		
BH (60°-80°)	182.0	6.8	B1/500		G1/500
BVH (80°-90°)	12.6	0.5			G1/100
UL (90°-100°)	0.0	0.0		U0/0	
UH (100°-180°)	0.0	0.0		U0/0	

**BUG Rating: B1-U0-G1**

Type II Short





REPORT NUMBER: P144959

CATALOG NUMBER: CNC-E01-LED-E1-GL2-7030

**CANDELA DISTRIBUTION (FULL):**

	0°	5°	15°	25°	35°	45°	55°	65°	70°	71°	72°
0°	290.6	290.6	290.6	290.6	290.6	290.6	290.6	290.6	290.6	290.6	290.6
2.5°	292.8	292.6	293.6	294.3	294.3	294.6	294.5	293.4	293.6	293.9	293.6
5°	296.1	295.4	296.3	297.4	298.1	299.0	299.9	300.1	300.9	300.9	300.7
7.5°	303.2	302.7	304.0	304.3	306.0	307.4	309.3	310.5	311.3	311.6	312.2
10°	315.5	315.1	315.5	316.2	316.9	318.6	321.7	324.4	326.1	326.1	326.8
12.5°	330.3	328.8	329.2	327.7	328.1	331.5	335.2	339.8	342.5	342.9	343.2
15°	341.8	341.0	340.5	338.5	339.9	344.5	350.2	356.8	359.1	361.1	361.0
17.5°	352.6	351.6	350.4	347.6	349.1	356.4	365.0	372.3	376.3	376.7	377.0
20°	365.3	364.2	361.9	356.2	355.8	366.1	377.6	385.4	389.1	390.7	391.3
22.5°	381.6	380.1	375.8	364.8	361.9	373.9	387.6	397.3	401.1	402.8	403.7
25°	402.4	399.5	392.6	375.4	369.4	382.0	398.4	410.1	415.4	417.0	418.1
27.5°	421.2	419.0	410.6	390.4	380.0	392.7	411.6	426.5	433.8	435.9	437.5
30°	443.2	440.1	433.3	411.7	397.9	409.2	433.1	452.1	461.1	461.2	464.9
32.5°	494.7	492.7	486.5	462.7	439.3	440.1	462.3	488.5	497.4	498.9	502.2
35°	571.0	570.3	570.1	557.0	539.6	521.7	523.3	543.3	549.3	551.7	552.8
37.5°	621.3	627.7	643.2	652.7	648.3	652.1	632.0	607.7	604.3	601.7	602.8
40°	664.6	670.2	701.6	745.5	772.1	791.0	773.2	698.7	670.9	662.9	659.8
42.5°	690.1	696.5	741.5	811.6	879.6	924.1	928.9	825.3	754.8	753.9	742.2
45°	704.0	710.4	764.1	858.5	954.6	1035.0	1076.7	981.1	877.5	869.9	853.6
47.5°	701.3	707.3	763.2	875.9	999.0	1108.6	1191.9	1138.6	1019.1	1000.7	978.2
50°	667.8	672.2	730.9	847.6	987.1	1139.3	1270.8	1283.1	1179.3	1154.3	1120.7
52.5°	633.3	641.2	689.8	797.4	933.3	1120.3	1318.0	1414.6	1328.9	1311.8	1268.6
55°	614.7	620.9	660.5	752.4	876.5	1055.5	1337.5	1538.6	1510.7	1503.7	1473.2
57.5°	614.0	620.0	651.6	725.2	830.2	987.9	1343.2	1730.3	1812.3	1814.1	1805.3
60°	643.9	650.1	676.6	738.4	816.0	930.0	1322.9	2002.1	2183.3	2199.3	2226.2
62.5°	648.1	651.0	683.0	766.3	867.9	886.7	1239.4	2228.4	2438.3	2453.1	2467.9
65°	579.8	579.6	607.9	684.6	857.1	882.3	1113.9	2256.2	2428.1	2437.0	2455.5
67.5°	432.4	428.7	444.8	514.9	680.1	883.4	965.2	2046.6	2238.8	2255.8	2262.0
70°	222.9	228.5	239.5	282.4	431.8	711.1	829.1	1726.8	1965.3	1971.7	1993.8
72.5°	91.5	89.1	96.6	118.7	216.1	470.0	685.9	1362.7	1623.2	1618.8	1622.8
75°	51.0	51.7	53.9	61.9	105.0	236.0	589.3	964.7	1103.9	1028.2	1005.4
77.5°	40.9	41.3	41.5	42.9	57.4	125.9	452.3	635.3	555.1	515.5	500.3
80°	30.0	32.0	34.2	34.5	39.5	71.4	248.1	534.9	468.5	435.7	408.6
82.5°	24.1	25.0	29.8	30.5	31.4	42.6	112.3	502.3	466.7	433.1	395.8
85°	14.4	16.1	24.3	24.5	24.8	25.9	62.1	204.6	254.5	224.9	205.9
87.5°	5.1	6.6	12.1	10.0	12.8	10.6	27.2	68.5	84.4	80.2	71.1
90°	0.0	0.0	0.0	0.0	0.0	0.0	0.0	0.0	0.0	0.0	0.0



REPORT NUMBER: P144959

CATALOG NUMBER: CNC-E01-LED-E1-GL2-7030

**CANDELA DISTRIBUTION (continued):**

	73°	74°	75°	76°	77°	78°	79°	80°	81°	82°	83°
0°	290.6	290.6	290.6	290.6	290.6	290.6	290.6	290.6	290.6	290.6	290.6
2.5°	293.4	293.4	293.7	293.6	293.6	293.6	293.6	293.2	293.2	292.6	293.0
5°	300.7	300.5	300.7	300.9	300.7	301.0	300.9	300.7	300.9	300.7	300.9
7.5°	312.4	311.5	312.7	312.0	311.8	312.9	312.4	312.9	313.1	312.9	312.7
10°	327.2	327.7	327.7	327.7	327.3	328.4	328.6	329.0	329.2	329.9	329.9
12.5°	344.2	344.3	345.1	344.9	345.2	346.5	347.4	347.6	347.8	348.4	347.6
15°	362.4	362.8	362.8	364.4	363.9	365.7	366.3	366.3	366.4	368.6	368.8
17.5°	378.7	378.7	380.1	380.1	381.6	382.0	383.6	383.8	384.5	386.5	386.7
20°	392.4	393.1	394.0	395.1	395.7	396.8	397.9	399.0	399.9	401.5	401.7
22.5°	405.3	406.1	407.5	408.3	409.5	410.3	411.2	412.5	413.9	416.1	416.7
25°	420.3	421.1	422.7	423.8	425.3	426.4	428.0	429.6	430.6	432.7	434.4
27.5°	439.3	441.5	443.7	444.3	445.3	447.9	450.1	452.3	454.3	455.4	457.4
30°	467.1	467.1	471.7	471.7	473.7	476.0	477.5	479.9	483.5	484.6	487.2
32.5°	504.4	505.3	506.9	511.8	515.5	516.6	517.7	521.2	523.3	526.1	529.2
35°	557.5	558.4	559.3	564.1	568.3	569.4	570.5	572.7	576.3	581.1	579.6
37.5°	605.2	605.7	608.7	614.0	616.3	619.3	620.2	624.2	626.2	630.6	630.8
40°	662.5	661.3	662.9	668.9	672.6	672.4	675.3	682.6	684.1	686.1	691.2
42.5°	742.6	737.8	742.9	744.9	750.4	753.9	759.7	764.7	768.1	775.8	779.5
45°	845.9	841.0	845.2	846.1	857.5	860.9	869.7	876.3	883.8	892.5	895.1
47.5°	963.8	954.6	949.5	955.2	968.7	974.4	982.9	989.2	997.0	1001.6	1000.1
50°	1100.2	1078.3	1068.1	1065.1	1074.8	1082.9	1096.2	1099.1	1102.8	1102.6	1102.8
52.5°	1252.4	1229.6	1208.2	1193.4	1191.9	1202.7	1206.0	1206.7	1205.6	1197.4	1192.3
55°	1451.1	1449.5	1427.0	1396.3	1394.3	1393.0	1373.9	1371.5	1367.1	1354.5	1337.1
57.5°	1811.7	1830.0	1815.2	1814.5	1798.4	1787.8	1752.5	1735.0	1716.6	1682.4	1655.2
60°	2228.6	2255.1	2269.7	2276.1	2307.5	2307.5	2278.6	2253.8	2223.8	2171.8	2121.0
62.5°	2479.6	2502.8	2524.3	2558.1	2598.1	2615.8	2617.3	2595.2	2557.4	2498.0	2426.2
65°	2463.7	2480.8	2507.0	2546.8	2579.8	2611.6	2633.0	2626.2	2597.4	2538.0	2459.8
67.5°	2283.7	2308.8	2342.6	2379.3	2410.0	2439.9	2474.4	2477.0	2469.3	2412.9	2342.2
70°	2006.1	2038.2	2059.6	2105.8	2119.7	2150.0	2184.7	2201.4	2188.9	2145.5	2104.0
72.5°	1629.8	1655.2	1658.8	1638.7	1645.7	1653.2	1661.6	1622.7	1607.7	1549.6	1522.9
75°	988.2	954.8	926.7	898.7	815.3	785.7	740.2	650.5	640.3	578.7	536.0
77.5°	470.0	455.9	430.6	388.0	331.4	277.1	230.0	186.9	170.8	140.7	119.8
80°	393.5	376.7	353.8	322.2	282.6	243.1	205.9	173.9	141.8	115.4	92.2
82.5°	361.0	331.7	299.6	272.4	244.4	217.6	192.5	163.7	146.7	118.4	96.6
85°	182.5	159.8	129.5	109.1	92.1	74.9	64.8	55.3	49.3	39.3	34.2
87.5°	61.2	50.1	37.3	31.6	28.5	24.5	22.5	21.4	20.8	18.4	16.4
90°	0.0	0.0	0.0	0.0	0.0	0.0	0.0	0.0	0.0	0.0	0.0





REPORT NUMBER: P144959

CATALOG NUMBER: CNC-E01-LED-E1-GL2-7030

**CANDELA DISTRIBUTION (continued):**

	84°	85°	86°	87°	88°	89°	90°	91°	92°	93°	94°
0°	290.6	290.6	290.6	290.6	290.6	290.6	290.6	290.6	290.6	290.6	290.6
2.5°	293.0	293.0	293.0	293.0	292.8	292.8	292.8	292.8	292.8	292.8	293.0
5°	300.5	300.5	300.7	301.2	300.1	300.5	300.9	300.3	300.9	300.3	301.0
7.5°	312.5	313.1	312.7	313.5	313.1	314.2	313.5	312.9	313.3	313.3	313.5
10°	329.5	330.3	329.7	330.1	330.1	330.8	329.9	330.1	330.3	329.9	330.1
12.5°	348.4	348.7	348.5	349.6	349.1	349.6	349.1	349.8	350.2	350.5	350.5
15°	368.8	369.2	370.3	370.1	371.2	370.8	371.0	370.1	371.9	370.8	371.2
17.5°	387.6	387.4	388.9	389.5	389.6	389.8	390.4	389.6	389.8	390.4	390.0
20°	402.2	403.5	403.9	405.3	406.4	406.8	406.6	407.2	407.9	407.2	407.2
22.5°	417.8	419.6	420.1	421.1	422.2	422.3	423.4	424.0	424.3	424.2	424.3
25°	436.4	437.7	439.0	440.8	442.1	442.2	443.2	443.9	444.1	443.9	445.0
27.5°	459.2	460.9	462.5	464.7	466.2	466.5	468.5	468.5	469.6	470.2	470.6
30°	488.6	489.2	493.4	495.6	495.0	497.6	500.3	500.2	501.4	501.8	502.7
32.5°	531.4	531.4	535.0	537.8	540.7	539.8	544.0	543.3	545.3	546.4	545.8
35°	583.3	585.1	587.8	589.5	592.6	594.2	597.1	598.8	599.7	599.5	597.5
37.5°	636.8	639.7	640.8	644.8	647.9	650.7	651.0	649.2	649.9	646.3	645.2
40°	698.0	702.2	704.7	710.8	710.4	713.9	714.2	708.9	708.0	703.3	698.3
42.5°	783.5	789.3	791.3	795.9	792.2	793.9	784.8	782.6	775.3	767.6	756.4
45°	898.7	895.8	897.1	895.8	886.1	879.0	871.5	860.7	850.0	835.2	819.3
47.5°	1000.1	1001.6	992.1	986.1	970.3	960.3	946.6	927.8	914.6	894.7	873.7
50°	1098.6	1082.3	1069.0	1055.1	1041.2	1022.8	1002.1	985.5	966.3	941.5	915.7
52.5°	1178.6	1157.6	1141.5	1121.8	1103.0	1082.5	1060.9	1036.8	1011.6	986.8	955.0
55°	1320.3	1289.8	1269.2	1234.7	1213.3	1184.6	1167.8	1136.6	1101.5	1068.6	1034.8
57.5°	1624.5	1578.8	1555.3	1535.7	1502.5	1455.3	1425.4	1374.0	1324.0	1288.9	1232.7
60°	2082.6	2036.2	1997.1	1950.9	1900.0	1836.0	1807.5	1747.1	1675.4	1617.5	1543.2
62.5°	2368.1	2304.0	2240.6	2175.8	2124.6	2074.6	2015.6	1954.6	1883.7	1805.0	1723.7
65°	2379.6	2302.7	2226.9	2160.8	2100.9	2035.9	1980.5	1918.6	1844.1	1762.9	1678.6
67.5°	2260.2	2174.1	2092.9	2020.3	1951.8	1891.5	1833.6	1775.4	1695.5	1627.6	1541.2
70°	2022.2	1943.6	1870.0	1787.4	1735.0	1667.2	1610.8	1549.4	1492.2	1428.7	1347.7
72.5°	1485.3	1426.1	1342.1	1307.0	1278.9	1207.1	1165.1	1160.0	1123.4	1047.2	986.8
75°	552.4	470.2	445.3	460.1	435.5	443.7	440.6	423.1	423.8	410.8	395.5
77.5°	108.1	100.5	94.4	96.1	89.3	86.4	92.6	90.8	87.5	88.4	87.0
80°	73.6	62.3	56.4	54.3	51.5	50.2	49.9	49.3	48.2	47.7	46.0
82.5°	72.5	53.9	42.6	36.5	34.3	33.2	32.3	32.1	31.8	31.6	32.1
85°	28.9	23.4	21.4	19.5	19.0	18.4	18.4	18.3	18.1	18.4	19.2
87.5°	14.1	11.9	10.8	9.9	9.5	9.3	9.3	9.5	9.7	10.4	11.9
90°	0.0	0.0	0.0	0.0	0.0	0.0	0.0	0.0	0.0	0.0	0.0



REPORT NUMBER: P144959

CATALOG NUMBER: CNC-E01-LED-E1-GL2-7030

**CANDELA DISTRIBUTION (continued):**

	95°	96°	97°	98°	99°	100°	101°	102°	103°	104°	105°
0°	290.6	290.6	290.6	290.6	290.6	290.6	290.6	290.6	290.6	290.6	290.6
2.5°	292.6	292.8	292.5	292.6	292.5	292.1	291.9	292.5	292.3	292.1	292.1
5°	300.1	300.9	300.5	300.1	300.1	299.9	299.9	299.9	299.8	299.9	299.4
7.5°	313.1	312.9	312.9	312.5	312.2	312.5	312.4	311.8	312.0	311.6	311.1
10°	329.7	329.2	330.1	330.1	329.4	329.2	328.8	328.3	328.3	327.7	327.7
12.5°	349.4	348.9	350.2	349.3	348.2	348.0	346.9	346.5	347.1	346.9	346.5
15°	369.5	369.7	370.3	370.1	368.8	368.8	367.3	367.5	366.4	366.1	365.2
17.5°	389.1	389.3	388.7	388.7	387.8	387.3	385.6	385.8	385.1	383.6	382.5
20°	406.6	406.4	405.2	406.3	404.4	404.1	402.6	401.1	401.5	400.0	397.9
22.5°	423.8	423.4	423.1	422.5	421.6	421.2	419.6	419.4	417.6	415.4	413.6
25°	443.7	443.5	443.0	443.2	441.3	441.5	438.6	437.9	436.8	434.4	432.9
27.5°	469.5	469.5	468.0	467.5	466.9	466.2	463.6	461.8	459.0	456.3	453.4
30°	501.1	500.7	500.3	498.9	496.9	495.8	491.2	488.3	484.6	479.5	475.1
32.5°	546.2	543.1	540.5	537.2	533.9	530.5	523.3	518.4	512.6	504.4	497.4
35°	596.4	591.1	588.4	581.6	575.4	568.5	559.9	549.8	541.8	531.0	519.7
37.5°	637.9	633.9	626.6	618.9	610.1	597.0	587.3	576.5	562.4	550.6	536.9
40°	689.0	679.9	669.5	656.7	644.6	629.8	616.5	601.0	583.8	566.6	548.7
42.5°	742.7	728.7	711.5	696.7	678.4	659.1	641.7	620.7	598.8	575.8	551.8
45°	797.5	780.2	757.4	736.3	711.0	686.7	661.8	633.1	603.2	572.5	542.3
47.5°	847.8	822.4	796.4	768.1	738.9	707.7	672.4	634.8	595.3	555.0	517.3
50°	887.2	855.4	822.7	790.0	754.2	713.7	669.3	620.2	571.6	523.2	479.9
52.5°	922.1	886.5	846.3	805.8	761.6	711.7	656.2	598.2	539.1	485.5	436.9
55°	989.7	945.0	892.0	839.7	783.8	721.0	651.8	580.9	512.8	454.5	402.8
57.5°	1173.3	1112.8	1030.8	958.3	887.4	795.9	698.3	611.0	524.3	455.4	397.9
60°	1462.5	1364.0	1270.1	1159.6	1044.9	919.4	788.6	670.9	565.2	478.8	409.5
62.5°	1630.1	1526.2	1405.5	1271.6	1122.9	970.0	819.8	682.5	566.5	472.4	395.7
65°	1584.8	1480.4	1347.6	1210.6	1052.4	896.0	746.9	615.1	502.5	415.6	342.1
67.5°	1450.4	1341.2	1216.4	1064.4	913.2	768.3	632.4	508.2	408.6	327.5	262.7
70°	1254.8	1157.6	1037.4	897.3	750.6	620.3	505.8	393.8	309.6	235.3	184.1
72.5°	931.3	845.2	770.1	653.0	545.6	443.5	350.2	274.0	201.5	152.3	117.3
75°	390.9	361.9	349.6	306.7	266.7	218.7	164.6	131.2	106.3	90.4	71.8
77.5°	94.8	94.8	89.1	83.5	76.7	69.4	61.4	54.8	51.5	48.6	46.2
80°	46.0	45.7	44.2	44.0	42.7	41.1	40.2	38.9	38.4	37.6	37.3
82.5°	32.3	32.1	31.6	32.3	32.1	32.9	33.2	33.4	33.4	33.6	33.8
85°	20.5	21.2	22.7	24.5	26.1	28.1	30.0	31.4	32.5	33.4	34.2
87.5°	13.0	14.8	15.9	18.6	21.4	24.5	27.9	29.4	30.7	30.9	29.8
90°	0.0	0.0	0.0	0.0	0.0	0.0	0.0	0.0	0.0	0.0	0.0



REPORT NUMBER: P144959

CATALOG NUMBER: CNC-E01-LED-E1-GL2-7030

**CANDELA DISTRIBUTION (continued):**

	106°	107°	108°	109°	110°	115°	125°	135°	145°	155°	165°
0°	290.6	290.6	290.6	290.6	290.6	290.6	290.6	290.6	290.6	290.6	290.6
2.5°	292.1	291.9	292.3	291.9	291.9	291.7	291.2	290.6	290.1	289.9	289.3
5°	299.2	299.2	299.6	298.8	299.0	298.3	296.7	294.8	293.2	291.7	290.1
7.5°	311.3	310.7	310.9	310.7	310.4	308.9	305.2	300.7	296.3	291.7	288.1
10°	327.3	326.2	326.2	325.9	325.3	323.3	315.7	306.5	297.4	289.2	283.1
12.5°	345.2	345.4	344.0	343.1	342.1	337.9	326.4	311.8	297.4	284.2	274.6
15°	363.9	363.7	362.1	361.5	359.5	353.3	335.9	314.6	293.9	274.6	260.1
17.5°	380.7	380.0	378.3	377.2	375.0	366.8	342.3	313.3	284.8	259.4	241.3
20°	396.0	395.1	393.7	391.6	389.5	377.6	344.7	306.7	270.4	241.3	223.0
22.5°	411.9	409.9	408.3	405.5	403.2	387.3	343.1	295.0	253.9	221.2	201.7
25°	429.6	427.3	423.8	420.5	416.9	395.1	338.5	280.4	234.2	199.5	179.7
27.5°	448.8	445.3	440.8	436.6	430.7	401.0	330.6	264.1	212.6	177.9	157.5
30°	469.1	462.7	457.0	450.6	443.2	403.7	319.3	244.0	188.9	156.0	135.5
32.5°	488.8	480.2	471.8	462.5	452.3	402.6	303.2	220.3	165.1	135.5	118.4
35°	508.9	496.5	484.8	472.2	459.8	397.1	281.1	194.0	142.7	118.6	106.1
37.5°	522.6	507.1	491.6	476.4	461.4	385.3	251.7	164.6	122.4	106.3	97.4
40°	529.6	510.6	491.6	472.8	454.3	365.5	217.4	137.7	108.0	97.2	90.8
42.5°	527.6	504.0	480.4	458.1	435.5	334.1	180.1	115.6	97.9	90.1	84.4
45°	510.9	482.8	455.9	432.4	404.1	293.7	148.0	101.9	90.2	84.2	78.9
47.5°	479.7	448.3	415.4	388.7	362.2	247.0	123.1	93.3	83.5	78.5	73.3
50°	439.9	403.5	370.6	341.8	315.8	203.3	106.1	86.0	78.0	73.8	68.1
52.5°	396.0	356.9	327.0	296.7	271.3	169.7	94.3	78.0	72.7	68.3	63.8
55°	359.7	323.5	293.0	262.5	236.9	148.5	84.4	71.8	67.8	63.2	59.6
57.5°	350.0	308.7	275.5	246.6	220.3	135.5	77.3	66.1	63.4	59.9	55.9
60°	354.0	308.5	271.3	239.7	212.1	125.1	72.0	62.3	60.1	57.0	52.8
62.5°	339.6	291.5	253.9	220.3	194.2	112.0	68.1	60.5	59.0	54.8	50.1
65°	289.3	245.3	209.2	180.1	157.6	94.3	65.0	62.1	60.6	53.3	48.2
67.5°	220.3	183.6	154.5	132.8	116.5	78.0	64.3	67.6	64.7	54.1	47.7
70°	152.3	124.6	105.9	92.8	82.6	65.8	66.7	73.6	69.4	56.4	50.8
72.5°	96.6	80.7	71.6	66.7	61.7	55.5	66.1	72.9	67.2	56.8	50.8
75°	61.9	55.3	52.2	50.4	49.0	48.4	58.3	59.9	54.1	49.3	47.3
77.5°	43.8	42.7	42.2	42.0	42.2	43.5	48.2	45.1	39.3	39.5	40.6
80°	37.1	37.1	36.7	36.9	37.3	37.8	38.5	33.2	30.1	32.5	36.2
82.5°	34.0	34.5	34.9	35.3	35.8	35.1	32.7	25.2	24.3	31.6	35.4
85°	34.5	34.5	34.7	35.1	35.3	31.6	27.2	19.0	18.6	35.4	33.4
87.5°	29.6	29.2	27.9	27.0	25.8	21.7	18.1	10.6	11.0	21.9	23.4
90°	0.0	0.0	0.0	0.0	0.0	0.0	0.0	0.0	0.0	0.0	0.0



REPORT NUMBER: P144959

CATALOG NUMBER: CNC-E01-LED-E1-GL2-7030

**CANDELA DISTRIBUTION (continued):**

	175°	180°
0°	290.6	290.6
2.5°	289.2	289.2
5°	289.2	289.2
7.5°	286.8	286.1
10°	279.9	278.9
12.5°	269.3	268.3
15°	253.0	251.9
17.5°	232.7	230.9
20°	211.5	209.0
22.5°	190.3	188.3
25°	168.6	166.8
27.5°	147.2	145.4
30°	127.5	126.8
32.5°	112.9	112.2
35°	102.1	101.7
37.5°	94.8	94.4
40°	88.4	88.0
42.5°	82.6	82.0
45°	76.7	76.9
47.5°	70.9	70.7
50°	65.8	65.8
52.5°	61.6	61.4
55°	57.7	57.5
57.5°	53.9	53.7
60°	50.6	50.1
62.5°	47.5	47.1
65°	45.5	45.3
67.5°	44.0	43.5
70°	43.7	42.2
72.5°	42.6	40.7
75°	40.0	39.1
77.5°	35.3	34.2
80°	27.2	25.2
82.5°	22.8	19.7
85°	16.8	15.5
87.5°	12.2	9.7
90°	0.0	0.0

(END OF REPORT)